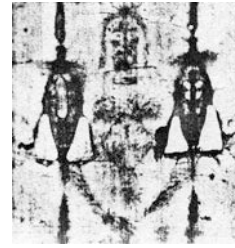



SHROUD NEWS

A NEWSLETTER ABOUT THE HOLY SHROUD OF TURIN
By REX MORGAN - Author of PERPETUAL MIRACLE



Issue No. 24

JULY 1984



FACE OF CHRIST BASED ON THE HOLY SHROUD IMAGE OF THE FACE. FROM
THE ALTAR OF THE MONASTERY OF ST VINCENZO MARTIRE, BASSANO, ITALY

EDITORIAL

Worldwide interest in the Holy Shroud continues through the publication of new theories, books, articles, movies; through the setting up of new interest groups in several countries and through the various exhibitions about the Shroud, permanent and itinerant.

The Brooks Exhibit of Photographic Data based on the 1978 study in Turin which is currently in Australia had completed its season in Darwin at our last issue. Very recently the exhibit went to NSW/ Victoria border town Albury for a showing at the Albury Trade Fair. Whilst a few of the five thousand or so trade-fair attendees who wandered through the exhibit (with their meat pies and balloons) could be said to have genuinely appreciated the unique opportunity for a provincial town to see an exhibit of the quality and importance of this one, the majority were only there to see such wonders of culture as Elvis Presley's Gold Cadillac (though let it be recalled that Presley is reported to have died with a copy of Ian Wilson's THE TURIN SHROUD in his hands). Regrettably the Brooks Exhibit is neither suitable nor intended to be part of a collection of sideshows set up in the local woolstore and attached to plastic-covered chicken-wire backdrops. Fortunately the extremely valuable exhibit survived this onslaught unscathed and even more remarkably so did I.

What is much more encouraging and appropriate news is that the Exhibit, by special request and arrangement of the Commonwealth Banking Corporation is to have a return season in Sydney which will open at the Martin Place Gallery on Monday 30th July and run daily during banking hours until Friday 10th August including a special opening of the Bank's Gallery on SUNDAY 5th August. Sydney visitors should also keep in mind that the bank will be closed for a Bank Holiday on Monday 6th August.

More exciting although overdue news for our Queensland enthusiasts is that we have now received confirmation of venue and dates for Brisbane. The Exhibit will open at the Brisbane City Hall (Sherwood Display Gallery) on Wednesday 19th September and will remain open every day until Friday 29th September.

Since the last issue I have attended a meeting of the committee set up in Hong Kong by archaeologist William Meacham to make arrangements for the Exhibit to visit that country with a strong possibility of visiting Korea, Japan and the Philippines.

Editorial (contd)

I have also met with a sub-committee in Munich, Germany where moves are afoot to have the exhibit for the 2000th Anniversary of the city of Augsburg. Considerable interest was shown in Rome and in the UK as well.

I had the pleasure of meeting Father Charles Foley, a long-time sindonologist, in Bovey Tracey, Devon, England, and renewed my acquaintance with Dr Jean Volckringer in Paris.

Peter Skinner of Brooks Institute, California told me when I was in Los Angeles that the exhibit will go on display in New Zealand next year and I had a few hours at the World Fair in New Orleans where a small Shroud exhibit forms part of the splendid Vatican Pavilion there.

A highlight of my rapid passage through Europe was to meet Professor Emanuela Marinelli of Rome who took me to spend a delightful evening with the celebrated Monsignor Giulio Ricci, whom I had not met since Turin 1978. This great Shroud scholar, now retired from the Vatican, described again his many theories of the wounds indicated in the Shroud image together with his remarkable paintings of the passion based on Shroud evidence. Emanuela also took me up to the Monastery of S. Vincenzo Martire at Bassano where Ricci's travelling Shroud Exhibition was on display. It was a great experience to meet Father James Lucenti, the Prior, and several of his community. There is a splendid portrait of Christ on the altar at S. Vincenzo based on the Shroud image. I hope to record more fully in a forthcoming issue my visit to Rome which also included the Centro Romano di Sindonologia where I met the Secretary, Miss Ilana Farkas.

We have new correspondence from Malta, Japan, many parts of the USA and letters from many of the world Shroud circle.

The latest edition of SHROUD SPECTRUM INTERNATIONAL contains a most important paper by the space-age giant of sindonology, John Jackson, in which he addresses his agile scientific mind to the physics of fold-marks in cloth and the structural changes which occur in cloth fibres. He examines the available evidence from Miller's photographs to conclude that Ian Wilson's folded Mandylion hypothesis merits serious scientific consideration and certainly further direct testing on the Shroud itself will serve to throw more light on his very interesting observations. I hope to review this important article for SHROUD NEWS readers. There is so much to tell you about but space has beaten me again.

REX MORGAN

FROM FATHER RINALDI

The June 1984 Newsletter of the Holy Shroud Guild New York contains the latest information from Turin on the ownership status of the Holy Shroud since the death of King Umberto in 1983. Father Peter Rinaldi writes:

"It was a collective sigh of relief Turin gave early in February 1984 when the Holy See announced that the Shroud would not be transferred to the Vatican but would remain permanently in Piedmont's capital.

"For months the citizens of Turin had been up in arms against the possibility that their beloved Shroud might indeed leave the city. When, a little more than a year ago, it became known that the late ex-King of Italy, Umberto II of Savoy, whose family had owned the Shroud for the last five hundred and thirty years, had bequeathed the Relic to the Holy See, the people of Turin quickly concluded it would be transferred to the Vatican. Thousands of signatures were collected among the citizens pleading with the Holy Father to let them keep the Shroud, their city's greatest treasure for over four hundred years.

"With a document dated February 7, 1984 and signed by Cardinal Agostino Casaroli, Secretary of State for the Vatican, the Archbishop of Turin, Cardinal Anastasio Ballestrero, was appointed the Pope's personal delegate for all Shroud matters as well as official custodian of the Relic 'which is to remain permanently in Turin'.

"For generations the Turinese people had taken their Shroud for granted and simply did not think it possible that it could ever leave them. Their Relic gained tremendous stature in their eyes when, during the 1978 Exposition, three and a half million people came to venerate it and even more when the 'Turin Shroud' became a byword throughout the world in the wake of the recent scientific study and research. They now prize it more than ever. They have been visiting the magnificent Royal Chapel in the Cathedral where it is kept, in unprecedented numbers. A permanent exhibit on the Cathedral premises is being planned which will detail the historic, religious and scientific significance of their Relic.

"People often ask me about the possibility of a public display of the Shroud in the near future. No such display is being

From Father Rinaldi (contd)

contemplated at present. Various groups of researchers are now in the process of comparing notes on the spectacular results obtained during and since the 1978 examination of the Relic. It would appear to be the policy of the Church authorities to let things rest for a while and to postpone an Exposition until a consensus is reached on those results and on the possibility of further testing.

"In the meantime the Shroud has entered a new era in its history. For the first time it is now in the keeping of the Church and no longer of a private family. Shroud friends and admirers will be forever grateful to the Savoy family whose reverence for the Relic has preserved it through the centuries but rejoice that so sacred an object is now owned and safely guarded by the Church."

FURTHER STATEMENT FROM STURP SCIENTISTS

In a recent authoritative article (yet to be received by SHROUD NEWS) Shroud of Turin Research Project members Eric Jumper, Alan Adler, John Jackson, Samuel Pellicori, John Heller and James Druzik have (according to a report from the Holy Shroud Guild of New York) summarised a new article entitled A COMPREHENSIVE EXAMINATION OF THE VARIOUS STAINS AND IMAGES ON THE SHROUD OF TURIN as follows:

"The chemistry of the various stains and images on the Shroud of Turin is presented. The chemical Conclusions were drawn from all the data and observations, both physical and chemical, collected by direct investigation of the Shroud in 1978. The conclusions are that the body image is made up of yellowed surface fibrils of the linen that are at more advanced stages of degradation than the non-image linen. The chromophore is a conjugated carbonyl. No evidence was found in the body image of any added substances that could have contributed to the yellow color of the fibrils that form the image. The blood images on the cloth are made of blood. The data, taken together, do not support the hypothesis that the images on the Shroud are due to an artist."

This is further proper scientific conclusion, published in a peer scientific journal, by those who actually examined the cloth in 1978 which contradicts the well-publicised views of, for example, McCrone who examined samples through a low-powered microscope and claimed he saw pigment, and Nickell who developed a technique for producing the face of Bing Crosby on a cloth which looked similar to the characteristics of the cloth images.

SYMPOSIUM IN CALIFORNIA

On 14th April 1984 an all-day Symposium was held at the Hall of Liberty, Forest Lawn Memorial Park, Hollywood Hills, California. This was sponsored by the Prince of Peace Episcopal Church and more than 1,200 people were addressed by six members of the Shroud of Turin Research Project team. It was the largest symposium held since the 1981 conference in New London, Connecticut. SHROUD NEWS hopes to obtain videotapes of the presentations for later report. Speakers were Dinegar, Bucklin, Jackson, Jumper, Miller and Lynn.

* * * * *

NEW ORLEANS WORLD FAIR

On a vast site alongside the Mississippi River at New Orleans, Louisiana, the 1984 World Fair is running from 12th May until 11th November. Amongst the enormous array of pavilions and exhibits mounted by foreign countries (including Australia), states of America and numerous organisations, the entertainment programmes and special events, there is a pavilion mounted by the Vatican. After going through a remarkable collection of Vatican Treasures which include Rodin's John the Baptist, the Jaillot Map of the New World, 12th century reliquaries, Rouault's Ecce Homo, Dali's Madonna of Port Lligat, Raphael's Jesus on the Cross and Paintings by Ferrari, de la Tour, El Greco, Michelangelo and Giotto, to mention a few, one emerges into the hot southern sun to see a special outdoor exhibition about the Holy Shroud.

This exhibit consists of a full-size transparency of the Shroud together with several large reproductions of the positive and negative face as well as further material both pictorial and descriptive. It is all viewed from a glassed in area and thus needs no special security or personnel to man it. The exhibit was created by Vernon Miller of the Brooks Institute of Photography at Santa Barbara, California and Father Adam Otterbein, President of the Holy Shroud Guild.

No doubt a very large number of people will be able to see at least something of the appearance of the Holy Shroud full-size and to learn a little of its history and the scientific conclusions about it.





At the first meeting of the Hong Kong Brooks Exhibit Committee: Fr J. MARTIN, Principal Don Bosco Technical School; Fr MICHAEL YEUNG, Director HK Catholic Social Communications Office; Mr PHILIP LAM, Executive Secretary HK Christian Council; Mr WILLIAM MEACHAM, HK Museum; REX MORGAN



ROME, ITALY: Monsignor GIULIO RICCI discussing his work with Professor EMANUELA MARINELLI at Mgr Ricci's home




PART OF Mgr GIULIO RICCI'S TRAVELLING EXHIBITION ON DISPLAY AT THE MONASTERY OF St VINCENZO MARTIRE, BASSANO - ROMANO, ITALY



PRIOR OF THE MONASTERY OF St VINCENZO MARTIRE Fr JAMES LUCENTI with REX MORGAN

THE ALTAR IN THE CHAPEL OF ST VINCENZO MARTIRE SHOWING A PORTRAIT OF CHRIST AFTER THE HOLY SHROUD FACE IMAGE



NEW ORLEANS, LOUISIANA AT THE WORLD FAIR. VIEW FROM THE VATICAN PAVILION TOWARDS THE SPECIAL EXHIBIT ABOUT THE HOLY SHROUD



TWO SECTIONS OF THE HOLY SHROUD EXHIBIT BASED ON THE BROOKS INSTITUTE PHOTOGRAPHS SET UP BY VERNON MILLER AND Fr ADAM OTTERBEIN AT THE VATICAN PAVILION IN THE WORLD FAIR AT NEW ORLEANS, LOUISIANA



THE NEW GROUP - ASSIST

ASSIST - ASSOCIATION OF SCIENTISTS AND SCHOLARS INTERNATIONAL FOR THE SHROUD OF TURIN is a non-profit, tax-exempt, peer review organisation incorporated in the state of New York. It is a consortium of groups and individuals dedicated to the scientific research of the Shroud of Turin. It was conceived during conversations between Father Peter Rinaldi and biophysicist Dr John DeSalvo and with impetus from Dr Frederick Zugibe author of THE CROSS AND THE SHROUD was formally founded in April 1983.

During 1983 a board of Directors was gathered and the current list is:

Frederick T. Zugibe, MD, PhD, (President); John A. DeSalvo, PhD, Northwestern College, Minneapolis (Executive Director); Richard Fiene, PhD, Adjunct Professor of Behavioural Science and Education, Pennsylvania State University, (Secretary); John Slattery, MBA, Deputy Chief Auditor, New York State Prosecutor's Office for Medicaid Fraud (Treasurer); Paul C. Maloney, MA, research archaeologist, Director, Ancient Near Eastern Researches (general Projects Director); Revd Peter M. Rinaldi, SDB, Vice President, Holy Shroud Guild, (International Advisor).

Liaison Officers on the board of Directors:

Revd Albert R. Dreisbach, Jr, Founder and President of the Atlanta Center for Shroud Studies; Rex Morgan, MBE, (Australia); and Ian Wilson, MA, (British Society for the Turin Shroud).

ASSIST will draw heavily on scholarly expertise around the world and intends to establish and maintain liaison with other groups interested in the scientific and scholarly study of the Shroud. It intends to be a general reservoir of scholarly knowledge bearing on Shroud research and to this end will establish and maintain a computer data bank of material on the Shroud which can be immediately accessed for Shroud research.

One of ASSIST's most interesting objects is to contribute towards the co-ordination of Shroud research on a worldwide scale in order to promote the dissemination of scientific data for the advancement of Shroud science. Therefore, ASSIST will make Shroud material-available in five languages: English, French, German, Italian and Spanish and has already established a professional translation team headed by Dr David W. Lewis, chairman of the Department of Foreign Languages and Literature of Lehigh University, Bethlehem, Pennsylvania.

CAN THE BLOODSTAINS BE DATED?

Quite apart from the question of carbon-dating the Shroud which is frequently asked and believed by some to be the ultimate answer to the mystery of the Shroud and which process is likely to occur fairly soon, observers also ask about the dating of the bloodstains.

An important article about this matter was published by eminent Italian, Professor P. Baima Bollone and Anna Lucia Massaro in the 1981 edition of SINDON. The article was translated and republished in SHROUD SPECTRUM INTERNATIONAL June 1984 and we now reproduce it with SPECTRUM's permission.

RESEARCH ON EXTREMELY MINUTE AND ANCIENT TRACES OF BLOOD

The identification of blood traces is carried out for the most part on dried stains; the fundamental characteristic of blood - which is made up of liquid plasma and cellular elements - obviously disappears in the dehydrated state. Desiccation and dehydration inhibit the action of the protolytic cellular and bacterial activity, preserving the structure and the hematic properties and rendering their identification possible even after a long period of time (*Fallani 1976*).

Already in 1827, *Orfila* demonstrated the possibility of recognising the blood elements by "regenerating" the stains. A whole series of renovation liquids used for this purpose is known in the medico-legal laboratory.

Exactly one century later, *Williams* (1927) made the morphological identification of red cells in mummified tissues. The observation was confirmed by *Busse-Grawitz* (1942), *Sandison* (1955), *Rabino-Massa, Chiarelli, Sacerdote and Foscale* (1967) and *Rabino-Massa and Chiarelli* (1976). The criticisms of *Born* (1959) which attribute such findings to fungus or insect eggs, does not seem to be supported today.

The scanning electron microscope permits a refinement in the recognition of blood elements, especially in scabs. With this instrument it is possible to identify very small dried red corpuscles, thanks to their characteristic aspect of a biconcave lens. *Dixon, Samudra, Stewart and Johari* (1976) remark that it is possible, even in old scabs, to observe elements with this structure, especially in the area of recently broken margins. They add that in similar material the morphology of the red corpuscles corresponds to that described by *Bessis and Weed* (1972) in fixed preparations. *Morano* (1978), in the course of experimental research in relation to sindonology, demonstrates the difference in the aspects of fixed red corpuscles from the

Research on Extremely Minute and Ancient Traces of Blood (contd)

aspect of corpuscles in a dried stain. *Hart, Kvas, Soots and Badaway (1980)* were able to identify groups of red corpuscles in the desiccation dust of the tissues of a natural mummy dated to twelve centuries before Christ.

The results of this research demonstrate rather substantially that it is possible to morphologically identify single red corpuscles after a lapse of thousands of years.

At the same time, chemical methods have also been refined. *Farago (1965)* proposed the use of benzidine to intensify bloodstains made to migrate on chromatograms in a thin strata. With this method, capable of individuating traces in the dilution of one part per million, *Bernardini and Masotti (1976)* identified traces of blood up to 20 years old. The method was unsuccessful, however, on samples extracted from bands of Egyptian mummies of the predynastic and dynastic periods (*Baima Bollone, 1981*).

Dixon, Samudra, Stewart and Johari (1976) propose the use of the X-ray dispersion microspectrometer (microwave) coupled with the scanning electron microscope. With this equipment they resolved the characteristic spectrum of blood, constituted of known elements (sodium, magnesium, aluminum, silicon, phosphorous, etc) in their exact relative proportions.

By the use of this technique, it is possible to determine the presence of the most minute traces of blood (*Baima Bollone, 1981*).

The problems of chronological diagnosis have not been settled so satisfactorily. One could even say that a method for the dating of bloodstains, although the problem has engaged the interest of researchers, has not yet been found (*Merli, Umani-Ronchi and Colesanti, 1979*). The reason, according to these authors, lies in the impossibility to ascertain the influence of exogenous factors in the transformation of hematic pigment.

We omit to mention here methods of purely historical interest (as well as others not yet sanctioned by usage.) For example, *Schwarzen-Baker (1930)* suggested taking advantage of the colour modifications intervening in the bloodstain after parts of it were exposed to light a half-hour and for an hour.

On the other hand, even sensitive methods such as the racemization of amino acids cannot be applied to bloodstains. As we know, living matter is composed of about twenty amino acids which have the property to deviate, toward the left, a ray of light traversing a solution;

Research on Extremely Minute and Ancient Traces of Blood (contd)

they are therefore levorotatory. After death they produce hydrolytic reactions which provoke the phenomenon of racemization, that is to say, the deviation of a ray of light to the right (therefore, dextrorotatory). Since the process occurs in function of time, and each amino acid has its own velocity of racemization, the method is used in archaeology and palaeontology, in particular utilizing the aspartic acid (*Bada and Masters Helfinan, 1976*). The fact however that racemization is not verified in conditions of desiccation and in the presence of living organisms, such as the hyphomycetes present on the Shroud (*Baima Bollone, Coero Borga and Morano, 1977*) represents, in our case, an almost absolute preclusion of the suitability of this method.

Kind, Patterson and Owen (1972) and *Kind and Watson (1973)* estimate the age of bloodstains using the absorption spectrum. The second work (*Kind and Watson*) offers a method based on the calculation of what the authors define as "alfa-s relation", which they use on bloodstains of less than 15 years of age. This "relation" is in function of the variations of the absorption spectrum between 500 and 650 millimicrons of ammoniacal extracts of the bloodstain.

According to *Martone, De Buono and Della Casa (1977)*, the values of the "alfa-s relation" allow precise diagnosis within 2000 hours a little less than three months - and can therefore be used within that time period. *Kohlen and Oepen (1977)* confirm that the ageing of the bloodstain is a function in the modifications of the "alfa-s relation", but they point out the evidence of even greater variations in bloodstains of the same age and in different sectors of the same stain; a result which would derive from variations of the hematic concentration in the sample. To overcome the difficulty, it is therefore necessary to obtain identical concentrations of the solution.

If the use of the absorption spectrum seems to hold more promise toward achieving a chronological diagnosis reaching back through centuries and millennia, it is clear that this poses the necessity to study the behaviour of a great number of cases: the Egyptian material seems to be the most favourable.

Only after having obtained data and precise operational methods will it be possible to approach the problem of the dating of blood present on the Shroud.

SHROUD NEWS REVIEWED IN SINDON

SINDON is the annual publication of the Centro Internazionale Di Sindonologia in Turin. The Centre is the very prestigious organisation in Turin itself and is virtually the world centre for the study of the Holy Shroud. SINDON usually contains about 150 pages of important reports on all aspects of research and study, mostly in Italian but often in French or English, together with reviews of books newly published and important articles and other publications. It is very encouraging to see in the December 1983 edition a review of some of the 1983 issues of SHROUD NEWS as follows:

"E un foglio divulgativo, di 12/16 pagine, a carattere saltuario (5/6 numeri l'anno) con cui Rex Morgan, autore dell'interessante volume sulla Sindone "Perpetual Miracle" tiene informati i propri lettori circa le novita riguardanti la S. Sindone.

"L'edizione del gennaio '83 fa, tra l'altro, un commento su quando pubblicato da Stevenson e Habermas nel volume "Verdetto sulla Sindone" circa i risultati delle indagini effettuate dallo STURP a seguito dell'ostensione del 1978.

"Nel numero del luglio '83, dopo aver riferito sulla vita e sui funerali dell'ex Re Umberto II di Savoia, fa un resoconto dell' ultimo dei suoi frequenti viaggi in Europa, soffermandosi a descrivere i suoi incontri col Direttore del nostro Centro, Prof P.L. Baima Bollone e col nostro Segretario Don Piero Coero-Borga che lo ha accompagnato nella visita al nostro Museo.

"Riferisce pure dei suoi incontri col Prof Giovanni Tamburelli, con Jean Volckringer a Parigi, con Ian Wilson in Inghilterra, con Padre Rinaldi, che ha pure incontrato in Inghilterra, con la Vedova del Prof Max Frei a Zurigo, e altri ancora.

"Afferma che tale viaggio gli ha permesso di raccogliere abbondante materiale su cui riferira nelle prossime edizione.

"Recentemente e pervenuto il numero di Settembre. Riporta anche parere dei ricercatori americani sulla formazione della immagine sindonica. Si richiamano a "quei granuli de colore, visibili al microscopio elettronico e giacenti sulle fibrille del lino' che con la for varia concentrazione darabbero origine alla densita del colore.

"Nella cronaca ricorda che sara presentata in Australia, dietro sua iniziativa, parte di una mostra fotografica gia diffusa in USA. La fotografia della Sindone e sempre il mezzo piu avvincente per interessare al tema della Sindone quando c'e veramente la S. Sindone e meno l'apparato esterno di uomini che puo disturbare il vero messaggio.

SHROUD NEWS.

Shroud News began in 1980 when Rex Morgan, author of PERPETUAL MIRACLE - SECRETS OF THE HOLY SHROUD OF TURIN started putting together a few notes about current developments for a small circle of interested people in Australia. He didn't think it would go beyond a few issues.

The bulletin now reaches subscribers all over the world and because of its relatively simple method of production it can be written and produced and the information disseminated more quickly than most news-sheets of a similar kind.

It contains information, news, articles and illustrations gathered from sources of Shroud study world-wide through Rex Morgan's extensive personal connections with what has recently been called the "Shroud Crowd".

Rex Morgan is a frequent overseas traveller and has the opportunity to keep well abreast of latest developments in Shroud matters. He was present at the preview of the Shroud itself in August 1978 in Turin and has since met with numerous Shroud researchers in many countries. His quest for information about the Shroud has become, as he describes it, a "passionate hobby" and he has since written SHROUD GUIDE (December 1983) and is writing another major book on the subject.

Our list of subscribers continues; to increase. We request a subscription rate in Australia of \$4 for four issues. Shroud News comes out approximately 6 times a year. Overseas postage is by negotiation according to country.

Please encourage those of your acquaintance to take out a subscription. The more we have the more we can improve the bulletin.

LECTURES

Rex Morgan is happy to lecture (free of charge) to any group interested in the Holy Shroud. Contact SYDNEY (02) 981 4633

All information and opinion published in this newsletter is given in good faith. It is edited (and mainly written) by Rex Morgan and published by

THE RUNCIMAN PRESS, Box 86, P.O., MANLY, 2095, N.S.W., Australia